



District Report Card: 2017


State: Kerala	District: Kottayam
Class: 3	Subject: Mathematics
Schools: 61	Students: 1161


Participation/Coverage


Students

<div>GENDER</div> <div></div>	Boys				Girls			
	Number		%		Number		%	
	551		47.46		610		52.54	

<div>AREA</div> <div></div>	Rural				Urban			
	Number		%		Number		%	
	929		80.02		232		19.98	

<div>CATEGORY</div> <div></div>	SC		ST		OBC		GEN	
	Number	%	Number	%	Number	%	Number	%
	142	12.23	20	1.72	598	51.51	401	34.54

<div>CWSN</div> <div></div>	LD	VI	HI	S&LD	ID	Oth
	6	3	0	4	10	5

<div>Management</div> <div></div>	Government			Government-aided		
	Number		%	Number		%
	202		17.40	959		82.60

Average Performance of Students in Mathematics (%)

Overall	Gender		Area		Management		Social Group			
	Male	Female	Rural	Urban	Govt.	Aided	SC	ST	OBC	GEN
73.02	73.44	72.63	73.07	72.82	67.52	74.17	72.86	61.33	71.72	75.59

Performance on Learning Outcomes (LOs)

Learning Outcomes	Description	Average Performance(%)
M301	Reads and writes numbers up to 999 using place value	71.64
M302	Compares numbers up to 999 based on their place values	83.03
M303	Solves simple daily life problems using addition and subtraction of three digit numbers with and without regrouping	67.21
M304	Constructs and uses the multiplication facts (up till 10) in daily life situations	70.84
M305	Analyses and applies an appropriate number operation in the situation/ context	77.69
M306	Explains the meaning of division facts by equal grouping/sharing and finds it by repeated subtraction	66.93
M309	Identifies and makes 2D-shapes by paper folding, paper cutting on the dot grid, using straight lines etc.	92.97
M311	Fills a given region leaving no gaps using a tile of a given shape	62.69
M312	Estimates and measures length and distance using standard units like centimeters or meters & identifies relationships	40.94
M317	Reads the time correctly to the hour using a clock/watch	84.15
M318	Extends patterns in simple shapes and numbers	70.38
M319	Records data using tally marks, represents pictorially and draws conclusions	70.11

Range of Performance of Students who Answered Correctly							
Below 30%		30% - 50%		50% - 75%		Above 75%	
Number	%	Number	%	Number	%	Number	%
52	4.48	112	9.65	409	35.23	588	50.65

Lowest Performing Learning Outcomes (LOs)

- 1 - Estimates and measures length and distance using standard units like centimeters or meters & identifies relationships (40.94)
- 2 - Fills a given region leaving no gaps using a tile of a given shape (62.69)
- 3 - Explains the meaning of division facts by equal grouping/sharing and finds it by repeated subtraction (66.93)
- 4 - Solves simple daily life problems using addition and subtraction of three digit numbers with and without regrouping (67.21)
- 5 - Records data using tally marks, represents pictorially and draws conclusions (70.11)